



Your [blank] in Lifts

**KLEEMANN**

**STOP** BEFORE STARTING OPERATION, OWNER'S ATLAS LIFTS

**LIFT RESCUE**

**PLEASE CONSULT**


**INFORMATION FOR**

**INITIAL** [blank] be performed through the [blank] performing the operation.

# Modernization Electronics Kit



**KLEEMANN**  
Your 1st Choice in Lifts





# GENIUS20

## MODERNIZATION SOLUTION GENIUS20

KLEEMANN Modernization offers you customized, reliable and compatible solutions. From full or partial modernization to components' replacement and special solutions, KLEEMANN Modernization upgrades the user's experience affecting both the aesthetic and the mechanical part of the elevator.

## Improve your lift's safety, performance and reliability with KLEEMANN GENIUS20

- **VERSATILITY.** No need to change other parts. Genius20 is compatible with most machines and doors of the market\*.
- **SAFETY.** Upgrade to all the newest Safety Standards.
- **ENERGY EFFICIENCY.** Genius20 with VVVF reduces your energy consumption compared to layout without inverter. To minimize your energy consumption combine it with our stand by mode and regeneration drive.
- **SMOOTH** and **PRECISE** ride. Genius20 offers you maximum comfort and an excellent ride quality.
- **ADVANCED CONNECTIVITY** with BMS and IoT solutions
- **COMPLETE** electronics kit. Renew your elevator with KLEEMANN Genius20.



KLEEMANN also offers modernization solutions in order to upgrade hydraulic lifts that combine both:


- Energy Saving
- Excellent Ride Quality

Our team of experts can help you find the best solution to modernize your elevator.

\* CONTACT US AT [modernisation@kleemannlifts.com](mailto:modernisation@kleemannlifts.com)

## KLEEMANN Genius20 Specs

Number Of Stops	2-48
Speed (m/s)	Up to 3.0
Traction Manufacturer Compatibility	with most motors of the market*
Type of Valve's Block	with most valves of the market*
Call's Automation	All Options
Lift Automation	All Options
Standard	All Options
Safety Standards	All Options
Number of COP (s)	Up to 2
Entrances Served	Up to 3
Car Door Compatibility	Automatic, Folding Bus
Short Flooring (mm)	300
Common DC	+ Positive
Voltage Of Button Panels (V)	24
Double Selective	Yes



Power Of Controller	Up To 55kw
Lift's Automation	All Options
Start-Up	All Options
Emergency Evacuation	All Options
Relevelling	All Options
Button Panels Direction Arrows	All Options
Fireman Service	All Options
Inverter Type	Fuji Frenic LM2A & Zetadyn



# OPERATING PANELS

Refresh the aesthetics of your elevator



DKC  
Surface Mounted

Dimensions  
(W) 200 mm x  
(D) 24 mm (H) 1000 mm

AKC-BES  
Flush Mounted

Dimensions  
(W) 200 mm x  
(H) 2000 mm



AKL 001 AKL 002 AKL 101 AKL 003



AKL 102 AKL 005

Dimensions  
(W) 85 mm x (H) 265 mm



AKL 241 AKL 242

Dimensions  
(W) 210 mm x (H) 250 mm

# OPERATING PANELS

Refresh the aesthetics of your elevator



FTL 101 FTL 102  
Slim Slim

Dimensions  
(W) 108 mm x (D) 10 mm x (H) 230 mm



FTL 001 FTL 002  
Slim Slim

## INDICATORS & BUTTONS



FTHL Inox Slim

Dimensions  
(W) 230 mm x (D) 10 mm x (H) 108 mm



Card reader



Secret code



MT-42

Dimensions  
(W) 39 mm x  
(Y) 39 mm



RT-42  
Antivandal

Dimensions  
ø 30 mm



B37Q

Dimensions  
(W) 37 mm  
x (H) 37 mm



B37R

Dimensions  
ø 37 mm



HA1515  
Touchless

Dimensions  
ø 37 mm

# AUTOMATIC / FOLDING DOORS

Comply with the latest safety standards




Central Full Glass




Bus FD320

# MOTORS & POWER UNITS

Improve your riding quality



Geared



Gearless



  
[kleemannlifts.com](http://kleemannlifts.com)

While every effort has been to ensure the accuracy of the information in this brochure, KLEEMANN assumes no responsibility for omissions or typographical errors. Images are for demonstration purposes only. They are not suitable for construction/building purposes, nor feasibility studies.

Copyright © KLEEMANN 2020

